



The Macarthur Beekeeper

August 2021

Views expressed in the newsletter do not necessarily represent the views of the committee, the members, or the Association



WHAT'S INSIDE

- ★ **President's Update**
- ★ **Apiary Goings On**
- ★ **Biosecurity update**
- ★ **Bee Informed**
- ★ **Beekeeper's Puzzle**
- ★ **Meetings & Events**
- ★ **Sponsorship**
- ★ **Classifieds**

USEFUL LINKS

MBA Website:

<https://macarthur.beekeepers.asn.au>

MBA Public Facebook:

<https://facebook.com/macbeekeepers>

MBA Members Only Group:

facebook.com/groups/macbeekeepermembers

PRESIDENT'S UPDATE

Greetings fellow Beekeepers

For those, like me, currently required to work from home and restricted to minimal travel to purchase the essentials, I trust you are doing OK. I feel overall Australia is still fortunate when I read of the number of deaths occurring in some other countries. The current scheduled end date for lockdown in the greater Sydney region is still at August 28th, though understandably with the number of daily cases remaining high, talk has moved from zero exposures to a target vaccination rate. As I write this update, the September 11th Field Day is still a slight possibility of proceeding however, like August, it may yet be cancelled. There is potential that the September Field Day may be a demonstration on working with native bees, but at the moment we continue to monitor the news, amend our cancelled club activities as required and will do our best to keep members informed.

After the June meeting, I was chatting with Bruce White and he shared news on successful partnerships between other clubs and their local schools. Bruce shared how some clubs had set up apiaries on school premises and the schools had been proactive in working with the club to provide facilities for education and hive management.

Continues on page 2...

This has prompted me to send an email enquiry to Elizabeth Macarthur High School asking if they have any interest in discussing a potential partnership with MBAi as part of their Agricultural Science program. I have yet to receive a reply, but will let members know what response I receive.

I have received a few questions regarding availability of the new member ID Cards for this year. Rob, our Membership Officer, has obtained the following update from the NSW ABA. The new tags are being mailed out directly to members this year (as they were last year). There has been a delay in sending them as the ABA requires volunteers to get them ready for postage and obviously that isn't going to be easy given the current Covid-19 situation. However, the mail out has started and will be gradually done over the coming weeks. So the good news is, keep an eye on your mailbox as fingers crossed your membership ID tag should be arriving soon.

Last month we also discussed the reserves of Club Honey and therefore our ability to supply the Botanic Gardens and the Macarthur Centre of Sustainable Living (MCSL), both being regular customers. As it currently stands, I have 39 of the 500g jars, 13 of the 300g jars and 2 of the 1kg tubs left and to my knowledge this represents the balance of our stock. As Jeanette, our Marketing Officer, reported last month, honey sales at the Botanic Gardens and Sustainability Centre are currently on hold due to the Covid-19 lockdown, however Jeanette has raised the potential of using members' honey to fulfil future orders with them. The MCSL has responded that they would gladly accept club members' honey on behalf of MBAi but currently do not require any. So, at the moment it is wait and see as to when any honey orders are likely to be placed and how they will be filled.

The weather continues to be a mixed bag. We had some decent fronts recently but it is obvious that Spring is approaching. Time to get things ready - boxes, frames, equipment, including verifying your bee suit, veil and gloves are still in good condition. For those that are able to monitor their hives given the current travel restrictions, I'll repeat myself from last month: keep an eye on what is happening around the entrance of your hives, monitor the traffic, see what is coming and going. Also, monitor what plants are coming into flower in your area and educate yourself on the provisions available to your bees. Wattle, for example, is full of pollen but offers no nectar and our bees need both. Borage on the other hand is amazing as, unlike other flowers which can take up to 24 hours to replenish nectar, borage is one of the fastest nectar producing plants available with new nectar forming in each flower in a matter of minutes! No wonder it is a favourite of bees.

Stay safe! Happy Beekeeping!

Ed



WELCOME NEWBEES

Welcome to our latest members!

Stephen Cooper


Alan Potter

Richard Stace

Angus Henry

Erny Ranftl

Craig Little



APIARY GOINGS ON

Hi,

As restrictions haven't eased in NSW, our field day was cancelled as announced by our President. Our Club Apiary Bees are essential workers who haven't stopped gathering goods and doing their job.

With good sunny and hot weather, we opened hives and completed full inspections. There is a lot of nectar and pollen flowing into the hives. The bees are really set for Spring, with good food reserves and growing in population.



As bees are growing in numbers and activity, small hive beetles (SHB) have begun too. Keep an eye on them.

August activity at the Apiary:

- Full Hive Inspection
- Removed Feeders
- Inserted new frames with embedded wax in the brood nest.
- Replaced oil traps and maintenance to Silver Bullets traps (for SHB)

Cheers,

James



EDUCATION AND BIOSECURITY UPDATE

Dear fellow beekeepers,

Spring is in the air and the bees are very busy in those warmer hours of the day.

Have you done all your spring preparation yet? My talk about “preparing for spring” at the last meeting reminded me that I should do it now as well, and I did. The boxes are painted, frames are built and wired. I even managed to put foundation in. All is done and I started giving my strongest hives some room by removing excess honey.

The spring inspection of our hives is coming up soon. Any day from now where the temperature is 20 + degrees and no wind chill is a good day. A clear indication that the bees need space is when you find a full box of bees and burr comb everywhere, especially in the lid when you have the not insulated ones. Giving the bees space to expand is crucial in spring, one way of doing this is taking some honey out. In a single brood box hive this can be the 2 outer frames with honey. You have to make sure they have plenty of honey stores in the other frames. Taking those out gives you the opportunity to introduce 2 new frames with a starter strip or foundation next to the brood on both sides. Don't place them next to each other as this will divide the hive.

Another thing to look out for are queen cells. Now, there are 2 types: cup cells and queen cells. Cup cells look like the name indicates like a cup upside down and the bees make them any time of the year. They are not an indication that the bees want to swarm. You see them and if you look inside there is nothing. No egg, no royal jelly. On the other hand, there are queen cells. They look peanut shell like and if you check, you will almost certainly find royal jelly and a larvae or just an egg if you discover it early. What does this tell you? Your hive is preparing for swarming. Can you stop it by breaking them out? Yes and no. If you destroy them, they can't make a queen, but what if you miss one? Once they are in this stage you have to take other measures like splitting the hive. They will keep making queen cells. There are many different ways of swarm prevention and it's probably best to talk to a bee buddy or a member for advice.

The best way to keep them happy is to keep them busy by giving them space. Don't forget they are not called “busy bees” for no reason.

Happy beekeeping!

Torsten

MEMBERSHIP OFFICER UPDATE

Membership Renewal

Just another reminder that you would have received your email to renew your annual membership to the Macarthur Beekeepers Association Inc and The Amateur Beekeepers' Association of NSW Inc for the 2021/2022 year. As of next month, you'll need to re-join the club if you haven't renewed your membership.

The new membership period is from July 1st 2021 to June 30th 2022.

As current members of the club you only pay the yearly membership fees, which are:

MBAi yearly membership fee: **\$5**

ABA yearly membership fee: **\$20**

Optional insurance (1 to 100 hives): **\$15**

Once these fees are paid the ABA will post your 2021/22 member pack, which will include your membership card, log book and AFB test kit.

You can log into your ABA LoveAdmin account here to pay:

<https://app.loveadmin.com/Login/D2AB9E7AECE0D5B7F34524B9DF66AB3A.htm>.

If you have any questions or need assistance updating your details, please don't hesitate to get in contact with me at: macarthur.membership@beekeepers.asn.au

Rob

UPCOMING GUEST SPEAKERS

Luke Magro

Macarthur Beekeepers Association member

Luke will be joining us online at the next club meeting (August) to discuss native bees.

Luke started beekeeping recreationally with European bees in January 2014. Shortly after, he followed that up with Australian native stingless bees purchased from Queensland to see how they would go with our climate. Luke has been a commercial beekeeper for approximately 7 years. He built up his hives through splits and now has hives at various locations.

Daniel

iWoohoo

Daniel will be joining us online at the September club meeting and will be talking to us about his time in New Zealand, commercial beekeeping, and queen breeding.

BEE INFORMED**Member contributions/Research articles**

Recipes

Roast Lemon and Honey Lamb.

Source unknown. I copied this from a recipe magazine in 2008.

Ingredients:

- 1 boned lamb leg
- 2 teaspoons olive oil
- 1 tablespoon lemon juice
- 2 cloves garlic, peeled and sliced
- 2 tablespoons honey

Method:

1. Preheat the oven to 200 degrees C
2. Combine the oil, lemon juice, garlic and honey. Mix in a cup sat in warm water.
3. Place lamb on a large sheet of foil, inside a baking dish. Make sure the foil will fold over to cover the whole lamb.
4. Spoon lemon and honey mixture over lamb
5. Lightly pull up foil to create a sealed package
6. Cook for 25 minutes per half kilo of meat weight, plus 25 minutes extra
7. Serve with sides of choice.

Spiced Honey Cake.

Source unknown. I copied this from a recipe magazine in 2013.

Ingredients:

- 225g plain flour
- 1 teaspoon mixed spice
- 1 teaspoon ground cinnamon
- 1 teaspoon ground ginger
- 175g orange blossom honey - I have seen this in Woolworths. But at the time, I was sourcing this from Mrs. Oldbucks in Berrima.
- 2 eggs
- 1 teaspoon bicarb. soda
- 1 teaspoon baking powder
- 75g caster sugar
- 75ml sunflower oil
- Finely grated zest of 1/2 orange
- 100mL + 1 tablespoon of orange juice
- 100g icing sugar

Method:

1. Line 21cm square cake tin and preheat oven to 160 degree C (fan forced)
2. Sift together flour, baking powder, all spices, and caster sugar
3. In another bowl beat honey, oil, eggs, and zest
4. Add wet mixture to dry mixture
5. Combine bicarbonate soda with 100ml orange juice. Once fizzing, immediately add and mix into the cake mixture.
6. Pour contents into tin and bake for approx. 45 minutes; until slightly springy.
7. Once the cake is cooled, mix icing sugar with the 1 tablespoon orange juice. Drizzle onto cake and enjoy.

Caroline

To Bee or Not to Bee – A podcast salute to the world’s most magical insect

Bee buddies Patrice Newell and Dani Lloyd-Prichard have more than 50 years’ bee keeping experience between them. They’ve been talking bees for so long they decided to record their conversations. The result is a brand-new podcast, [Bee Therapy](#).



In each episode Patrice and Dani discuss bee news and gossip, about Australian Manuka honey for example, or whether grumpy bees are more productive, and where best to position a bee hive in either the metropolitan area or out in the country. They answer questions too, such as when and how the first European bees arrived in Australia and whether eating local honey really does help keep allergies at bay.

They also discuss some of their favourite bee books, like Bill McKibbin’s *Oil and Honey*, review bee movies like the inspirational Turkish-language *Keeping the Bees*, and examine recent bee research papers. And they share some of their delicious tried and tested honey recipes, like honey peanut-butter bliss balls.

Whether you’re a bee keeper or a bee lover, [Bee Therapy](#) is packed with information about what’s happening in the world of earth’s most important little creature. Tune in on your favourite podcast platform, or on <https://beetherapy.buzzsprout.com>

Dr Patrice Newell AM is a writer and sustainable land-manager dedicated to developing and communicating improved agricultural systems and innovations in an era of rapid climate change. Her bees live on her biodynamic farm in the Upper Hunter Valley.

Dani Lloyd-Prichard is a bee researcher and educator who co-authored the 'Australian Native Bees' AgGuide and runs courses and coaching for women keen to finesse their beekeeping skills. Dani’s bees live around Lake Macquarie, Newcastle



You can find both Patrice and Dani on Facebook, Instagram and Twitter.

Ed

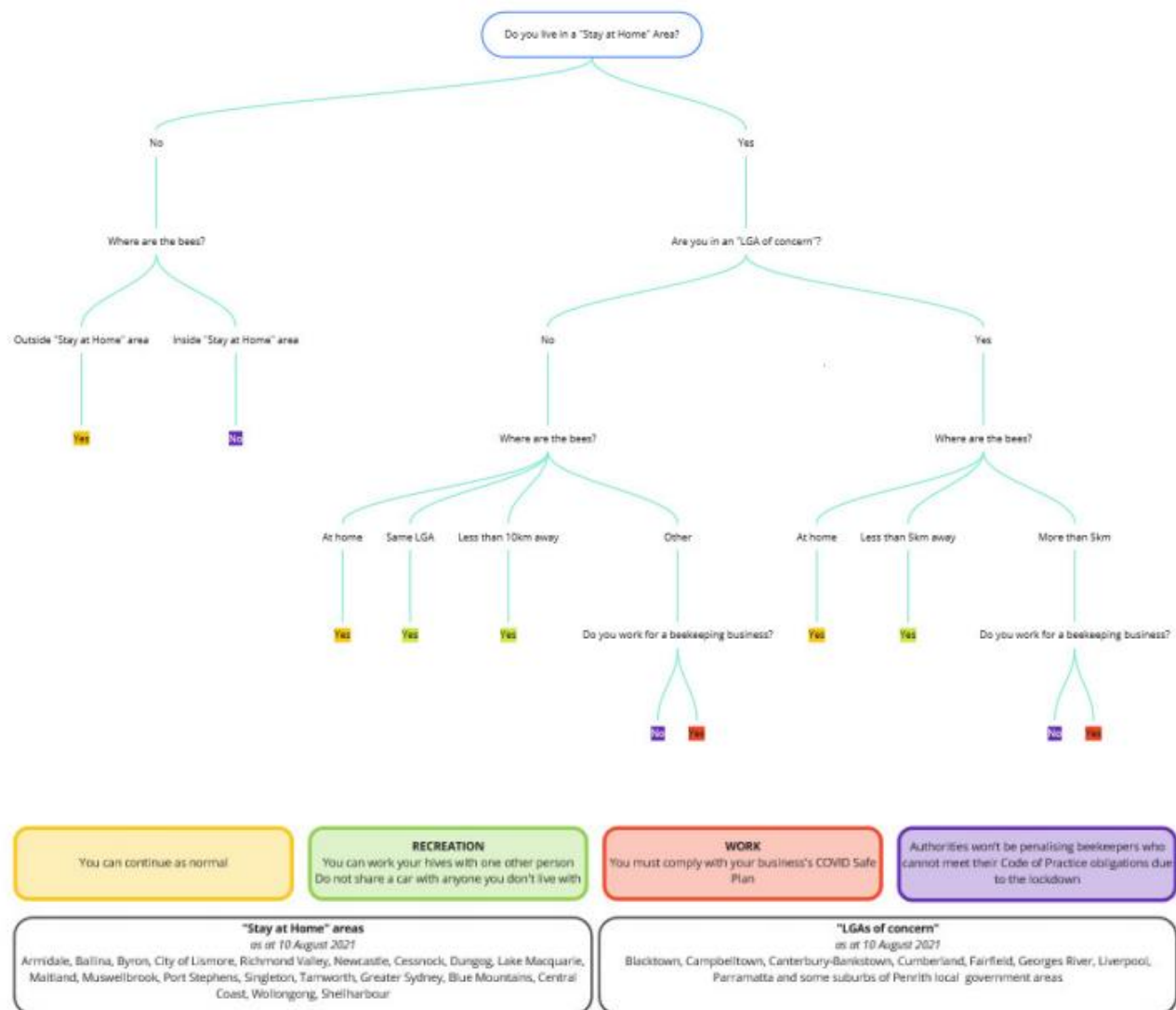
Can you visit your hives?

Given the current Covid climate, and weather climate for that matter, many of us may be wanting to visit our bees (if we don't have them living on our own property). Spring is approaching fast and there have been many days that would have made perfect inspection days already! There has been some confusion of whether this is allowed. In the latest ABA newsletter, a decision tree was included which somewhat simplified the rules.

Use this decision tree to work out how Public Health Orders apply to your beekeeping

Compiled August 10

Check your current restrictions at nsw.gov.au/covid-19/rules



This decision tree was correct as at August 10. The restrictions have **already** changed at the time of writing! The situation is ever-changing so if in doubt, please contact NSW Health or check the latest covid restrictions at nsw.gov.au/covid-19/rules. As the situation progresses, some of us may wish to utilise our club network to manage our bees in a covid-safe way that complies with the public health orders. Stay safe everyone!

Mel

LIAISON OFFICER REPORT

My name is Rebecca Rinaldo and I am the Liaison Officer for The Macarthur Beekeepers Association. Last week I received my Membership name card, logbook, flyers on the Biosecurity Course and the sampling kit for AFB diagnosis. I also received my Certificate of Currency Insurance via email, like all insurance I hope I don't have to use it, but feel happy I have it. The flyers about the Biosecurity Course were also included in the pack - another great FREE opportunity to increase your knowledge, it also kept me entertained during lockdown.

Member profile – Debra and Rick

I met Debra and Rick when we had in-person Club meetings and again most recently at the Bunnings Honey Store. Lovely couple with a passion to learn everything BEES.

How did you hear about Macarthur Beekeeping?

We heard about Macarthur beekeeping from Christine. Christine and I (not Rick!) have danced together for a long time. I often wondered why she sometimes missed a dance class on a Wednesday night. Now I know! We had our bees by then however hadn't joined a club, so we were thrilled to learn about and join MBA as we knew we had so much to learn.



What got you interested in beekeeping?

We've always been fascinated by bees and the important role they play. When we were on holidays a few years ago, we visited the Honey Pot at Urunga (near Coffs Harbour). They have a number of hives and we watched a video about bees and from that moment we decided that one day we would become beekeepers.



What is your current setup?

We currently have a Flow Hive classic in our suburban backyard. We got our package of bees in late 2020 and are looking forward to our first harvest this spring. We feel lucky to have such a calm colony, we watch them most days.


If you could fly overseas for a holiday, where would you go and why?

We were booked in for a trip to America in April 2020, so we are very much hoping to get there one day.

Rebecca



Beekeeping with the grandkids!



LIBRARY OFFICER RECOMMENDATIONS


Here is a short review on some children's books featuring bees. All of these are ones we currently read with Helena, who is now 21-months old. We don't have these stocked in the club library, and I have added where I have found these for purchase at the cheapest price.

Bee

by Britta Teckentrup (ISBN: 978-1-78881-628-1)

Cheapest website found: \$13.25 from [Booktopia](#)

Personally, I love this book. It is bright and boldly coloured. Every page is an artwork in its own right. The book is medium-density card, so sturdy for little fingers. There is also a hole that goes through the centre of the book. You can't tell from the image shown, but each of those hexagons in the flower's centre is a page, with the hexagonal hole getting smaller and smaller until you land on the bee. We introduced Helena to this book when she was 9 months old, and she would flick through the pages so slowly, completely engrossed in the imagery. The book's story is told in a wistful rhyme and follows the day's work of a bee, focusing entirely on a bee's ecological purpose, to provide pollination. As the final page celebrates, "... every plant and flower you see; Was given life by one small bee".



Bee

by Harriet Evans and Bryony Clarkson (ISBN: 978-1-83891-042-6)


Cheapest website found: \$13.75 from [Angus & Robertson](#)

Bright, bold and large images fill this book. The thick-density card means this book isn't getting damaged any time soon by the boisterous actions of little people. There's lots of space around the words, making it easy to follow, and the words follow the trail around the flowers and hive, making it a lot of fun to follow along. The story follows how one bee reports a nectar source to her colony, and is told in a bouncy rhyme that you can have a lot of fun reading (rapping) this out loud to little people. Try having a go saying from page 3, "Buzzy bee floats and buzzy bee flips; Buzzy bee dives and buzzy bee dips". Each double-page spread also includes a flap. That alone is interesting enough for very small people, but behind each flap is a little more information about the life and activities of a bee, so it's also great for small and young people who understand what you are saying to them.



b is for bee*by Charlotte Milner*Cheapest website found: \$11.75 from [Booktopia](#)

Think of a word that starts with 'b' that relates to bees, and you have a children's book. That means, yes, the humble beekeeper gets a mention, complete with the happy image of the beekeeper all dressed up in their full suit and broad-brimmed hat-veil. Unlike many of the other children's books featuring bees that I found, this book stands out because it links to the connection humans have with bees. Not only in the beekeeper, but also in the final spread of children tending to some bee-friendly flowers (lavender and sunflowers being very noticeable), "because all bees are important to the world".

Caroline

COMMUNITY EVENTS

Unfortunately, Covid lockdowns have meant cancellation of our members honey stalls at Bunnings Narellan on the 17th July and 7th August. We also have stalls booked at Narellan Bunnings for 4th September, but at this stage it is not looking likely.

Please remember to make yourself available to help on the stall if you wish to sell your own honey. It is a great opportunity to sell your honey and bee products.

Remember, honey needs to be priced and labelled in line with club protocols. Bee cosmetics are not covered by ABA or members public liability insurance.

Contact Jeanette at macarthur.marketing@beekeepers.asn.au


Jeanette

"I told him as an expert in the field I strongly recommend wearing it, but he just kept bringing up his 'rights'."

Cartoon courtesy of Rebecca

BEEKEEPER'S PUZZLE

A Beekeeper's Puzzle

**Across**

3. Wax sheet applied to wired frames
4. First name of the Club's new Apiary Officer
9. Used to spin frames to remove the honey
10. Term often used to describe the process for removing bees from a section of a building
11. Not a cigarette but a _____
12. Used to protect a beekeepers face
14. Surname of the Club's Library Officer
15. The usual number of Queens in a hive

Down

1. The Rev. _____ is attributed with invention of the current common bee hive
2. A fancy hive that uses a special key for extraction
5. A wire component used to separate the Queen in brood nest from the honey super
6. The bottom most section of a hive
7. A male bee
8. A group of bees with a queen who have left the hive to form a new colony
13. Used to protect a beekeepers hands

Answers on the last page!

MEETINGS & EVENTS

Please check the calendar on the MBAi website for event updates: macarthur.beekeepers.asn.au
Deadline for submissions for our next newsletter is Sunday 12th September.

Submit articles with photos separately (not embedded in the document) or advertisement requests to Mel at: macarthur.editor@beekeepers.asn.au

PLEASE NOTE

Club meetings will continue to be held online via Google Meet till further notice. There will be pre-registration for a number of people to attend at the MCSL

SEPTEMBER 2021	OCTOBER 2021	NOVEMBER 2021
11th - Field Day	9th - Field Day	13th - Field Day
12th - Close for Newsletter	10th - Close for Newsletter	14th - Close for Newsletter
15th - Meeting 7:30pm	17th - Newsletter out	17th - Meeting 7.30
19th - Newsletter out	20th - Meeting 7:30pm	20th - Newsletter out

Due to the Covid-19 restrictions all further club meetings will be online only. Please see details below for upcoming meetings.

Wednesday, 18 August · 7:30 – 9:30pm

MBA Club Meeting Online

Google Meet joining info

Video call link: <https://meet.google.com/wjy-rjwp-rfx>

Or dial: (AU) +61 3 8594 9249 PIN: 819 948 711#

More phone numbers: <https://tel.meet/wjy-rjwp-rfx?pin=5612945991287>

Wednesday, 15 September · 7:30 – 9:30pm

MBA Club Meeting Online

Google Meet joining info

Video call link: <https://meet.google.com/fkw-royi-zxj>

Or dial: (AU) +61 2 9051 6973 PIN: 774 268 343#

More phone numbers: <https://tel.meet/fkw-royi-zxj?pin=2367101612601>

THANK YOU TO OUR SPONSORS!



SPONSOR PRODUCTS OF THE MONTH

As part of the newsletter, we will be putting a spotlight on a product each month from our sponsors. If you have any products you would recommend, please email macarthur.editor@beekeepers.asn.au. Please note that these products are shown for informational purposes only and prices are accurate as at the time of writing. As many beekeepers will tell you, there are many products that can do the same job and much of the decision can come down to preference and budget. We strongly encourage you to speak to other club members or the store directly for more information, feedback and advice.



5 in 1 Essentials Complete 16 Frame Double Level Bee Hive Starter Kit RRP: \$218

16 Frame Complete Beehive Kit - Just add bees!
Deluxe 16 Frame Beehive Box made from New Zealand Pine. Full depth, once assembled the wood is ready to be primed and painted. Dovetail joints for easy assembly and added strength.

Comes with 16 x unassembled genuine Alliance frames with 10mm bottom bar. Assembled lid, including galvanised cover. Now comes with an upgraded base - fully assembled with acacia hardwood cleats and a solid 18mm pine base board.



Eyelets and wire are essential to complete construction of your frames.
Plastic excluder fits in between the two levels and keeps the queen separate.
Beeswax foundation sheets are full depth size and made from 100% Australian beeswax.

SPECIFICATION

Hive: New Zealand Pine
Eyelets: Brass
Wire: 304 Stainless Steel
Excluder: Plastic
Wax: Australian Bees Wax

<https://beekeeping.iwoohoo.com.au/starter-kits-and-packages-en/5-in-1-essentials-complete-16-frame-double-level-bee-hive-starter-kit-en/>



Unit 1A 1 Swaffham Rd, Minto NSW 2566
Monday to Friday 8.30am to 5.30pm
Open Saturdays 9am to 1pm
Tel: 02 9731 7400



Starter Kit with Bees

RRP: \$455.54

This easy kit provides everything you need for your first langstroth beehive:

- Fully assembled, wax dipped and painted full depth brood box
- 8/10 Frames, assembled, wired and waxed
- Assembled wax dipped and painted lid.
- Assembled Meshed Bottom Board-Wax dipped
- Package of bees: 4lbs of bees and a Queen (Bee packages will be available after 20th of October)
- Feeder to feed bees.
- Fastener.
-

This is the ideal companion to your Flow honey super!

<https://hornsby-beekeeping.com/starter-kit-with-bees/>



Hornsby Store

Unit # 8 47 - 51 Jersey Street, Hornsby, NSW
2077

Monday - Friday (9 AM - 5 PM)

Saturdays (9 AM - 4 PM)

Phone: (02) 9477 5569

Mt Druitt Store

Unit 11, 71 Kurrajong Avenue, Mt. Druitt, NSW
2770

Monday - Friday: 10 AM - 6 PM

Saturday: 10 AM - 5 PM

Phone: (02) 9625 5424

ARE YOU INTERESTED IN A CLUB SHIRT?

We are looking to order club shirts. There are two options:

Option 1

Existing Bisley style

Available in Sand colour in standard mens and womens sizes.

Price will depend on numbers ordered. Base price for men \$41.95 and women \$58.95.

Available in long or short sleeves



- Two pleated button down chest pockets
- Left chest pocket with pen division
- Centre back box pleat
- Two piece structured collar
- Two button adjustable sleeve cuff
- Contrast, natural coloured buttons

Option 2

Syzmik

Available in Stone colour in standard mens and womens sizes.

Price will depend on numbers ordered. Base price for long sleeves \$50.95 and short sleeves \$45.95.



- 100gsm crinkle resistant breathable lightweight fabric
- Extra-large under arm mesh and upper back venting to maximise air flow, roll up tab sleeves
- Two chest pockets, one mobile phone chest zip pocket

Embroidery on shirts

Price dependent on the number ordered.

Club name on left front \$9.95.

Name additional on right front \$9.95.

Payment on delivery.

I am not finalising shirt purchases until after the September club meeting so please email if you wish to place an order.

Contact Jeanette at macarthur.marketing@beekeepers.asn.au

CLASSIFIEDS

Diatomaceous Earth

Now available in
500g tubs for \$7
Contact Ed on
0439 303 422

WANTED TO BUY

Large quantities of
honey on a
regular basis.
Call Mark on
0408 412 272

NUCLEUS HIVES FOR SALE

Available from mid-September (weather permitting)

Established 5 frame colony with 2021 queen in corflute box.

Pickup \$220 each or delivery and installation into your own box offered for a small fee.

Order now

Available for September – ONLY 2 REMAINING

Call Torsten on 0425357643 or E-Mail engelhardt@optusnet.com.au

BEE HIVE AGISTMENT

We have had Tim contact us in relation to the possibility of one of our members leaving some bee hives at his property in exchange for some of the honey produced. Property location is Orangeville and he is on 12 acres. Please contact Tim Jeffcott on 0413 010 027 for more information.

BOOK YOUR SPRING AND SUMMER NUCS

5 frames of strong and healthy bees with a new mated queen.

Price: \$220 – Local pickup in Campbelltown

For any further details & orders (delivery &/installation)

Call James Templeman Ph: 0466823635

We are COVID SAFE

Newsletter Advertising Short line with phone nos. = Free, Size up to 60mm by 40mm (one per member) = Free. Non-member = \$10/per month. Required to renew your ad each month. Provide artwork to:

Macarthur.editor@beekeepers.asn.au

Club equipment available to Members

The following equipment is available for use by club members:

- A two-frame manual extractor.
- A four-frame manual extractor.
- An electric uncapping knife.
- A Cappings draining tray set.

For use contact Ed

Via email

macarthur.president@beekeepers.asn.au


Or phone:

0439 303 422

All equipment must be returned in a clean condition ready for the next user.

BEEKEEPER'S PUZZLE ANSWERS (PAGE 12)

A Beekeeper's Puzzle



Across

- 3. Wax sheet applied to wired frames
- 4. First name of the Club's new Apiary Officer
- 9. Used to spin frames to remove the honey
- 10. Term often used to describe the process for removing bees from a section of a building
- 11. Not a cigarette but a _____
- 12. Used to protect a beekeepers face
- 14. Surname of the Club's Library Officer
- 15. The usual number of Queens in a hive

Down

- 1. The Rev. _____ is attributed with invention of the current common bee hive
- 2. A fancy hive that uses a special key for extraction
- 5. A wire component used to separate the Queen in brood nest from the honey super
- 6. The bottom most section of a hive
- 7. A male bee
- 8. A group of bees with a queen who have left the hive to form a new colony
- 13. Used to protect a beekeepers hands